



Hospital map

Burns Unit	1
St Mary Abbots Ward	2
Surgical Assessment Unit (SAU)	2

Annie Zunz Ward	1
Early Pregnancy Acute Gynaecology (EPAG)	2
Nightingale Ward	3
Nell Gwynne Ward	4
Neptune Ward	5
Chelsea Wing	6

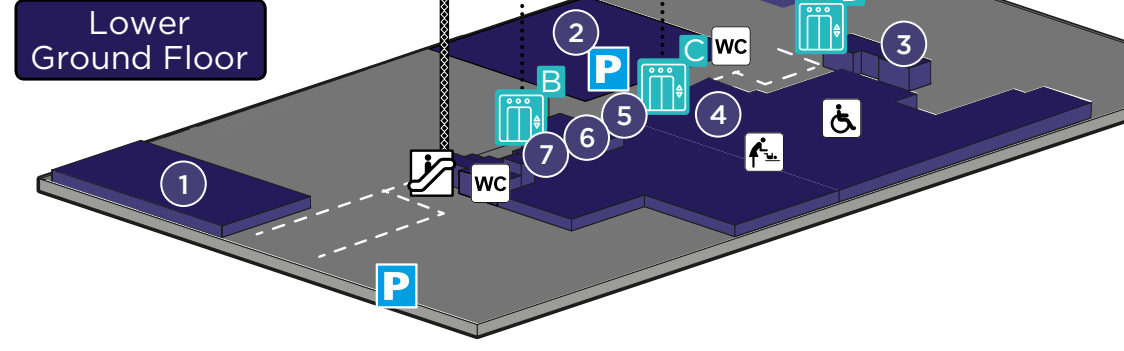
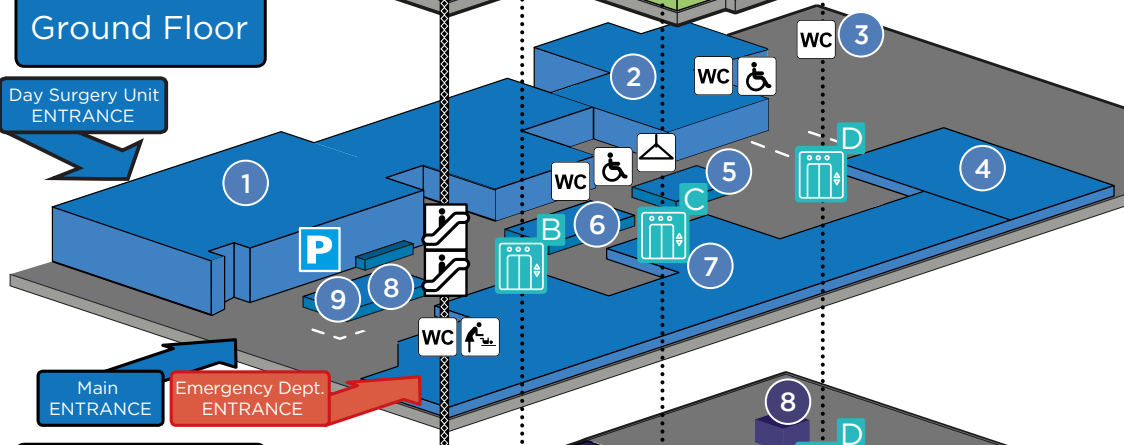
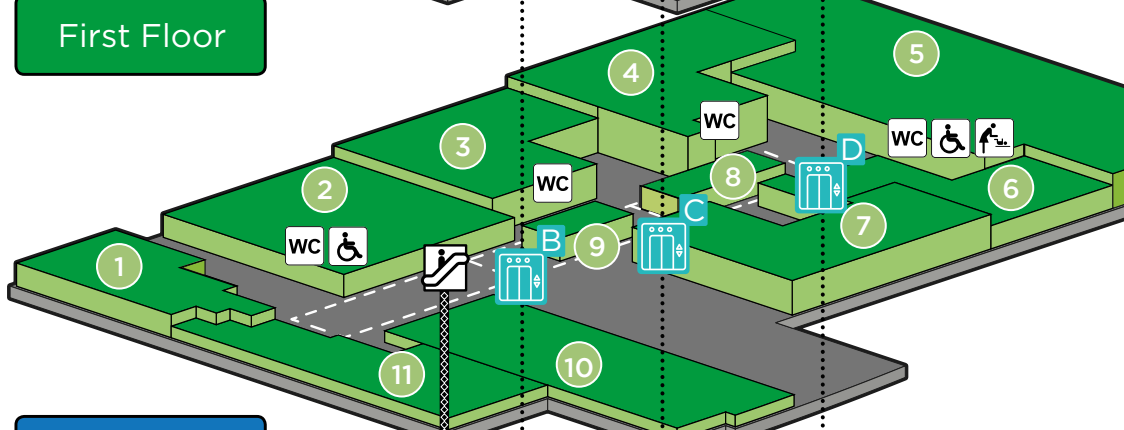
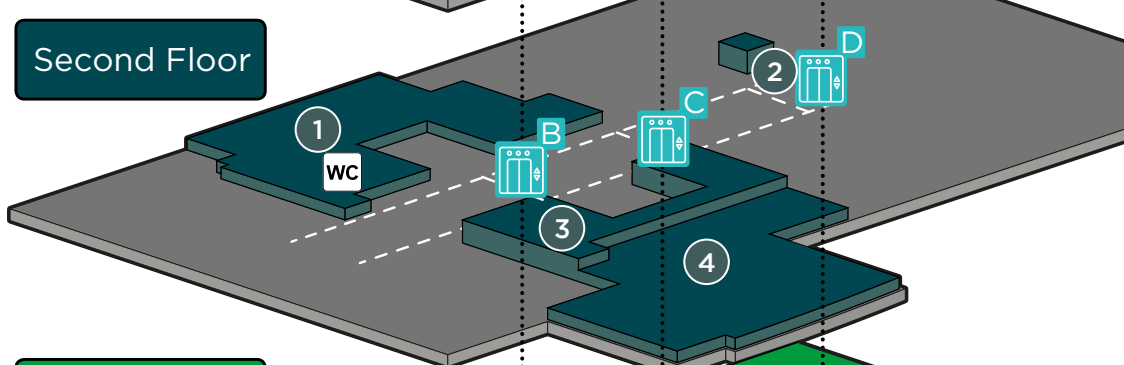
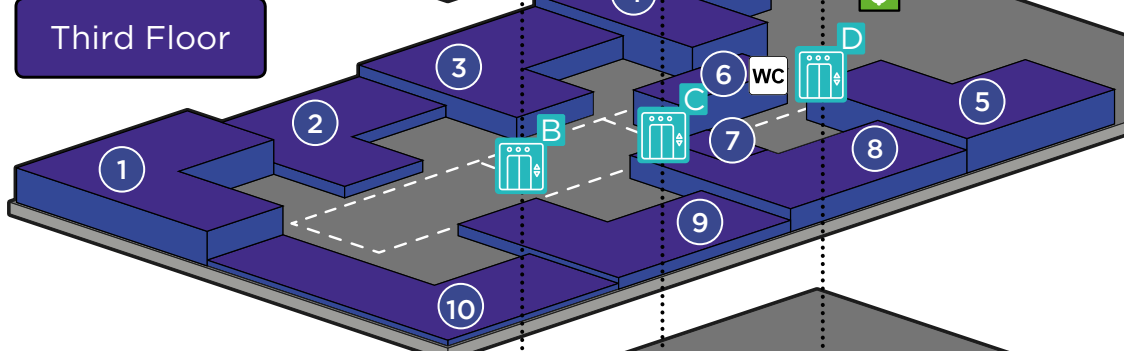
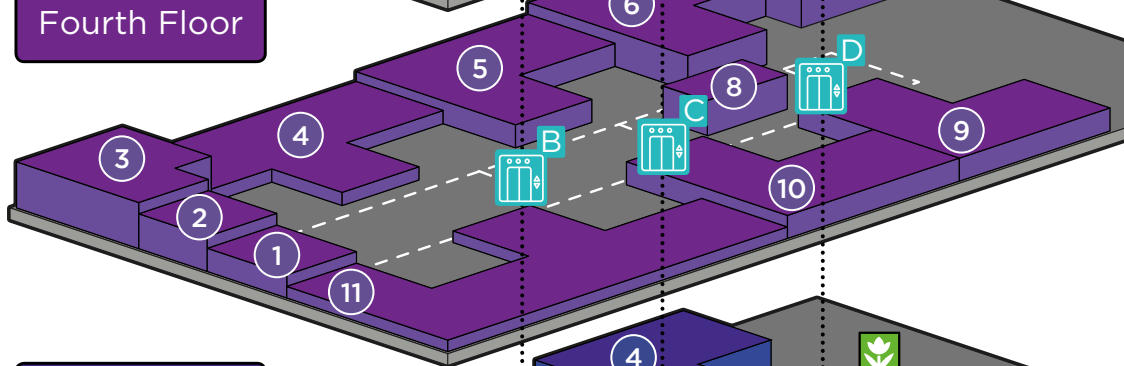
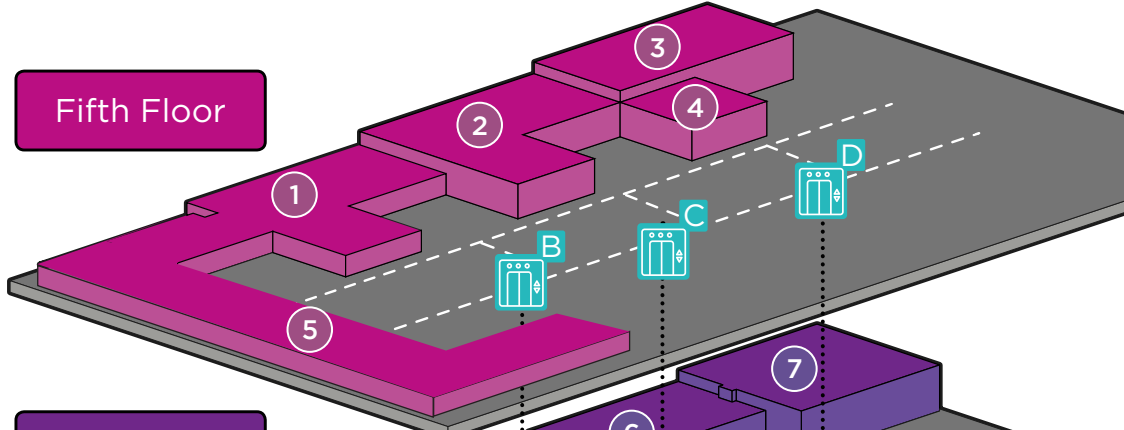
Kensington Wing	1
Birth Centre	2
Rainsford Mowlem Ward	3
Lord Wigram Ward	4
Ann Stewart Ward	5
CW+ MediCinema	6

Diagnostic Centre	1
Endoscopy	
ECG / Echocardiogram	
Lung Function	
Neurophysiology	

Mars Ward Children's Burns Unit	1
Women's Outpatients	2
Fetal Medicine Unit	
Gynaecology Outpatients	
Obstetric Ultrasound	
Antenatal Outpatients	
Eye Clinic	3
Children's Dental Outpatients	4
Children's Outpatients Department	4

Day Surgery Unit	1
Ambulatory Emergency Care (AEC and SDEC)	2
Transport and Discharge Lounge	3
Trauma and Orthopaedics (Adult)	4
Children's Physiotherapy Department	5

Therapy Outpatients Department	1
Physiotherapy	
Burns Therapy	
Hand Therapy	
Restaurant	2
Medical Photography	3



David Evans Ward	3
Fry Surgical Admissions Lounge	4
ICU (Julia and Hans Rausing Intensive Care Unit)	5

The Fertility Clinic and Westminster Wing	7
The Tent	8
Edgar Horne Ward	9
David Erskine Ward	10
Acute Assessment Unit (AAU)	11

Maternity Reception (Reuben Maternity Centre)	7
Josephine Barnes and Simpson Unit	8
Labour Ward	9
NICU (Khoo Teck Puat Neonatal Intensive Care Unit)	10

Hairdressers	2
Gazzard Day Unit	3
Ron Johnson Ward	4

Imaging Department	5
Bone Mineral Densitometry (DEXA)	
CT / MRI / X-ray	
Interventional Radiology	
Ultrasound	
Nuclear Medicine	
Plastics and Dermatology Department	6
Mercury Ward	7
Chelsea Children's Hospital School	8
Chapel	9
Children's Day Surgery Unit	10
Saturn Ward	10
Apollo Ward (PHDU)	11

CW Medicines	6
Café	6
ED Imaging Department	7
Emergency Department	7
Patient Advice and Liaison Service (PALS)	8
Main Reception	9

Main Outpatients Gates 1 to 4	4
Blood Tests (Phlebotomy)	5
Cashiers	6
Occupational Health	7
Medical Records	8

Key

- Lift
- Toilet
- Accessible Toilet
- Car Park Access
- Escalator
- Baby Changing
- Accessible Changing
- CW+ Indoor Garden

All toilets shown are situated in public areas.